

Clophill Archery Club

FITA Fest 2013

AGBNS Stages 2/3

World Record Status

Saturday 6th July 2013 FITA 70/50 Metre + Olympic Head to Head

Sunday 7th July 2013 FITA 70/50 Metre + Olympic Head to Head

Held at Redborne Community College. Flitwick Rd. Ampthill. Bedfordshire

Results

Officials

Chairman of Judges Mr Brian Dunlop.
Director of Shooting Mrs Katy Lipscomb.
Judges Mr Geoff Barham, Mr Mark Stuart, Mr Michael Pearce, Miss Jo Orbell, Mr Richard Pilkington,
Ms Pat Kerrigan. Sunday only Mrs Maggie Pearce

Lord and Lady Paramount: Miss Nicky Hunt, Mr Tony Weston.

Weather Saturday. Warm, sunny, occasional light breeze.
Sunday. Warm, sunny, changeable stiff breeze.

Record and FITA Target award claims

The final tally of claims;

6 Target awards
1 6 Gold End award
2 UK Records

Clophill Archery Club would like to say a big thank you to everybody for making the weekend so enjoyable. To the archers who made the event worthwhile, the Judges who helped the event run so smoothly, the field party who worked so tirelessly and many others, and also the man with the computer who worked efficiently to provide the score sheets and positions for Saturday and Sunday.

Future Events

Record status Junior Portsmouth 9 November 2013
World Record Status FITA 18. 5 sessions. 15/16 February 2014

Web Address www.clophillac.co.uk

Tournament Organiser Mr Clive Ridgway. 28 Verne Drive. Ampthill Beds. Mk45 2PS. Tele 07826787296
after 6.30 p.m. and at weekends. E-mail outdoor.tournaments@clophillac.co.uk

Sat. WR 70m Round

	<u>Name</u>	<u>Club</u>	<u>Score</u>	<u>Tens</u>	<u>Xs</u>
1	Miss Naomi Folkard	RLSAS	639	18	4
2	Miss Nicola Turner	RLSAS	608	17	4
3	Miss Nicky Hunt	Deben	607	12	4
4	Miss Amy Oliver	Dearne Valley	582	9	1
5	Ms Antje Frotscher	Oxford	580	8	1
6	Mrs Jeanetta Braun	Brent Valley	575	9	4
7	Mrs Jane Taylor	Durham	569	6	3
8	Miss Rebecca Lashley	Droitwich	561	9	2
9	Mrs Victoria Barby	Penicuik	557	10	2
10	Mrs Kate Murray	Eastcote	554	5	1
11	Miss Rachel Jones	Andover	551	10	2
12	Ms Lizzie Cantopher	WOAC	550	4	0
13	Miss Karen Blanch	Minchinhampton	549	5	0
14	Miss Sophie Cole	Chelmsford	543	9	3
15	Miss Maryia Karpiyevich	Cambridge Uni	539	5	1
16	Miss Eliska Starostova	Hampstead	532	2	1
17	Miss Rebecca Dawson	Corus	525	5	1
18	Mrs Chrstine Gibson	NAC	512	3	0
19	Ms Deb Charles	.	510	6	2
20	Mrs Julie Morling	Whiteleaf	506	5	1
21	Miss Rachel Smith	RLSAS	504	3	0
22	Miss Angelina Measures	Oxford UNi	494	5	0
23	Mrs Jenny Charman	Chiltern	485	5	0
24	Miss Julie Chenery	Burleigh	479	6	2
25	Miss Zhi Yao	Aquarius	473	4	0
26	Miss Kirstie Smith	Oxford Uni	473	3	2
27	Mrs Emma Terry	Chorley	465	4	1
28	Miss Alice Cotton	Audco	462	6	2
29	Miss Bethany Farrow	Norfolk	454	3	0
30	Mrs Jane Prior	Supermarine	454	1	0
31	Mrs Sharon Vennard	Belfast	432	2	0
32	Mrs Naomi Neighbour	Aequus	430	2	0
33	Mrs Pippa Britton	Llantarnham	424	1	0
34	Ms Verity Gray	Malvern	411	4	2
35	Gill Knight	Meriden	327	3	1
36	Miss Annie White	Oxford Uni	207	0	0
37	Miss Laura Swetman	Blandy	159	3	0
38	Miss Rachael Hutchison	Warwick Uni {Longbow}	89	1	0
	Miss Jemma Morris	Llantarnam	0	0	0 dns

Sat. WC 50m Round

	<u>Name</u>	<u>Club</u>	<u>Score</u>	<u>Tens</u>	<u>Xs</u>
1	Miss Andrea Gales	Woking	680	38	13
2	Mrs Rikki Bingham	Birstall	677	37	15
3	Miss Danielle Brown	GNAS	673	31	13
4	Mrs Nichola Simpson	Oxford	672	31	13
5	Miss Lucy O'Sullivan	Jersey	671	32	10
6	Dr Linda Townsend	Club AZ	669	37	10
7	Miss Pauline Burfitt	Chippenham	669	31	16
8	Miss Sarah Prieels	Belgium	665	32	14
9	Miss Georgie Brown	Meriden	665	30	9
10	Miss Christie Westman	Birstall	656	25	6
11	Dr Claudine Jennings	Euac	650	25	5
12	Mrs Anna King	Colchester	647	22	5
13	Mrs Kay Lucas	Teme	647	22	4
14	Mrs Jane Lawrence-Tuck	Spelthorne	646	20	7
15	Ms Kat Baier	Oxford	645	20	5
16	Ms Nat Merry	Oxford	641	20	2
17	Miss Erin Prior	Supermarine	631	15	4
18	Mrs Frances Bull	Targetcraft	628	18	5
19	Rebecca Blewitt		627	17	3
20	Ms Kim Swetman	Blandy	625	25	9
21	Mrs Rachel Jackson	Fakenham	615	17	3
22	Mrs Lesley Brown	Clophill	607	17	6
23	Ms Suzi Bredin	Clophill	590	13	4
24	Miss Jodie Grinham	Crawley	584	10	0
25	Miss Steph Jackson	Fakenham	576	12	3
	Mr Dorothy Cooper	Lichfield	0	0	0 dns
	Ms Helen Neumann	Wellingborough	0	0	0 dns
	Mrs Philippa Lowe	Meriden	0	0	0 dns

Sat. MR 70m Round

	Name	Club	Score	Tens	Xs
1	Mr Ashe Morgan	Cheltenham	649	24	3
2	Mr Simon Terry	Chorley	649	23	11
3	Mr Alan Wills	Sellafield	648	22	4
4	Mr Larry Godfrey	Cleve	643	28	5
5	Mr Andrew Randall	Derwent	642	23	11
6	Mr Gavin Sutherland	Worthing	642	23	7
7	Mr Michael Judd	mayflower	638	24	6
8	Mr Luis Paulinyi	Southampton Uni	637	18	5
9	Mr Kenny Allen	Wymondham	634	17	4
10	Mr Peter Lochman	Aquarius	632	21	12
11	Mr Paul Pinder	Radnor	627	17	4
12	Mr Matt webb	Mayflower	622	14	5
13	Mr Bob Lowe	Meriden	617	16	4
14	Mr Tom Barber	Thorpe Hamlet	617	14	6
15	Mr Jude Barker-Mill	London	612	11	1
16	Mr Glen Croft	Buron	609	15	8
17	Mr Stuart Barby	Penicuik	609	11	3
18	Mr George Harding	.	608	15	4
19	Mr Kieran Slater	Minchinhampton	607	12	4
20	Mr Sean Evans	Cheltenham	606	12	4
21	Mr Jorge Lindley	Warwick Uni	604	11	3
22	Mr Alex Smith	Oxford	601	15	3
23	Mr James Carr	New Century	601	13	1
24	Mr Phillip Bottomley	GNAS	596	11	1
25	Mr Malcolm Alexander	Grampian	595	12	4
26	Mr Paul Browne	Hertford	593	12	3
27	Mr James Montgomery	Exmouth	590	10	2
28	Mr Brian Tustin	RLSAS	588	11	2
29	Mr David Timmins	Oxford	588	8	1
30	Mr Tom Hall	Warwick Uni	585	10	4
31	Mr Ian Hannaford	WOAC	584	11	5
32	Mr Adrian Currall	Ricky	584	10	1
33	Mr Geoff Evans	Lincoln	581	13	3
34	Mr John Prior	Supermarine	581	7	1
35	Mr jamie Fisher	Fakenham	580	14	4
36	Mr Wayne Cross	Ruislip	579	13	3
37	Mr Gary Ward	Brent Valley	579	11	1
38	Mr Richard Kerr	Devizes	578	12	5
39	Mr Simon Powell	Ardleigh	576	9	6
40	Mr Peter James	Meriden	575	14	5
41	Mr Simon Bradshaw	Whiteleaf	574	14	4
42	Mr Chris Trolan	Meriden	574	10	3
43	Mr Phil Middleton	Pastures	573	10	3
44	Mr Rob Lock	Blandy	573	6	2
45	Mr Kevin Grealish	Aquarius	571	8	4
46	Mr Jack Sobey	Oxford Uni	568	6	2
47	Mr Ged Goulsbra	Trackside	567	8	3
48	Mr Thomas Currall	Ricky	565	8	3
49	Mr Ian Prescott	Lincoln	558	7	2
50	Mr Steve Short	Malvern	556	7	2
51	Mr John Bruce	Kings Lynn	555	4	2
52	Mr Paul Ramos	Braintree	554	6	1
53	Mr Glyn Ball	Lough Cuan	554	5	1
54	Mr Adrian Charman	Chiltern	553	9	0
55	Mr Roy Watts	Woking	549	8	3
56	Mr John Reace	NPA	548	5	2
57	Dr Matthew Bigwood	Cambridge Uni	539	11	1
58	Mr Allan Hale	Lincoln	536	5	2
59	Mr David Long	Cambridge	534	6	3
60	Mr Nigel Lyon	Lace Town	530	6	1
61	Mr Stephen Gibson	NAC	530	5	2
62	Mr Shaun D'Souza	London	528	2	1
63	Mr Norman Wilcox	Blandy	523	4	1
64	Mr Tak Ho	Cambridge Uni	520	4	2
65	Mr Richard Roberts	Clophill	505	5	1
66	Mr Chris Guerin	Warwick Uni	493	7	4
67	Mr Enrik Nako	Warwick Uni	491	5	3
68	Mr Simon Axon	Droitwich	488	3	1
69	Mr Rhys Jones	Kings Lynn	475	3	1
70	Mr Gursel Sakanak	Lamorbey	456	3	2
71	Mr Simon Buchanan	Rivernook {Barebow}	455	5	2
72	Mr Roger Davies	Radnor	451	2	0
73	Mr Marc Bax	St Neots	435	2	1
74	Mr Bilaall Mohammad	Derby Uni	382	2	0
75	Mr Paul MacGregor	Highland	361	0	0
76	Mr Paul Adams	Friskney	348	1	0
77	Mr Thilina Abeywickrama	Oxford	338	7	2
78	Mr Martin Bale	Rivernook {Longbow}	331	4	1
79	Mr Derek Bridgewater	Hinxworth {Longbow}	234	1	0
80	Mr Luke Rieman	Warwick Uni {Longbow}	224	2	1
81	Mr Richard Hutchins	Silver Arrow {Longbow}	158	0	0
	Mr Ian Cairncross	Clophill	0	0	0 dns
	Mr Martin Jones	Blandy	0	0	0 dns
	Mr Matthew Langton	Oxford Uni	0	0	0 dns
	Mr Mark Nesbitt	Ballyvalley	0	0	0 dns

Sat. MC 50m Round

	<u>Name</u>	<u>Club</u>	<u>Score</u>	<u>Tens</u>	<u>Xs</u>
1	Mr Chris White	Rugby	698	51	22
2	Mr Adam Ravenscroft	Bowflights	697	51	16
3	Mr Michael Cauwe	Belgium	696	48	17
4	Mr Liam Grimwood	Blackthorne	694	49	21
5	Mr James Mason	Wellingborough	690	44	17
6	Mr Duncan Busby	Blackthorn	690	42	17
7	Mr Shaun Teasdale	New Zealand	688	45	14
8	Mr Neil Bridgewater	Hinxworth	685	42	16
9	Mr John Bull	Targetcraft	684	39	14
10	Mr James Bingham	Birstall	683	40	17
11	Mr Andy Rikunenko	RcoA	680	36	12
12	Mr Matt Arnold	Cleve	676	31	11
13	Mr Colin Geenes	Meriden	675	34	11
14	Mr Jake Bunce	Cleve	674	34	17
15	Mr Tim Nash	Meriden	674	30	7
16	Mr Richard Hennahane	Bruntwood	673	36	13
17	Mr Jon Nott	Saints and sinners	672	35	15
18	Mr Chris Fowler	Bournemouth	672	33	16
19	Mr James King	Colchester	670	32	15
20	Mr Mark Rudd	Devizes	670	29	9
21	Mr Tony Fletcher	Bowmwen of the Peak	666	32	10
22	Mr Chris Earp	RLSAS	663	33	10
23	Mr Paul Anthony	Jolly	662	30	7
24	Mr Jonas Serna	Euston	662	29	12
25	Mr Steve Nunn	NPA	661	29	5
26	Mr Thomas Hutchins	Burleigh	660	27	10
27	Mr Paul Hagan	Pastures	658	25	9
28	Mr Chris Horan	CMFB	656	27	6
29	Mr Carl Richards	Meriden	651	23	7
30	Mr Sam Baldwin	Burleigh	648	25	4
31	Mr Chris Price	DAS	645	26	9
32	Mr Christopher Mott	woking	645	20	8
33	Mr Paul Blamire	Wellingborough	644	19	4
34	Mr Andrew Jackson	Fakenham	642	30	8
35	Dr Dave Martel	Malvern Archers	642	25	8
36	Mr David Wayman	Hinxworth	640	19	5
37	Mr Harry Tipping	crawley	635	18	5
38	Mr Stefan Erasmus	Fox	634	20	9
39	Mr David Fall	Mayflower	624	16	6
40	Mr Steve Haynes	Jolly	623	16	4
41	Mr Shaun Thomas	Aequus	621	14	5
42	Mr Gary Bellamy	Green Dragon	609	11	2
43	Mr Mike Karraphiledes	Clophill	509	6	2
	Mr Sy Grinham	Crawey	0	0	0 dns
	Mr Stuart Taylor	Stafford	0	0	0 dns
	Mr Philip Glover	.	0	0	0 dns

Sat. WR Olympic round

Final Rank	Seed	Women Recurve Name	Saturday Club	Olympic round								1/4 score	
				Qualification Score 10+x X	1/32	1/16	1/8	Quarter	Semi-Final	FINAL			
1	4	Miss Amy Oliver	Dearne Valley	582	9	1		6	6	6	5	6	
2	6	Mrs Jeanetta Braun	Brent Valley	575	9	4		6	6	6	5	2	
3	1	Miss Naomi Folkard	RLSAS	639	18	4		6	6	6	5	6	
4	2	Miss Nicola Turner	RLSAS	608	17	4		6	6	6	5	0	
5	5	Ms Antje Frotscher	Oxford	580	8	1		6	6	2			99
6	3	Miss Nicky Hunt	Deben	607	12	4		6	6	0			73
6	9	Mrs Victoria Barby	Penicuik	557	10	2		6	6	0			73
8	10	Mrs Kate Murray	Eastcote	554	5	1		6	6	0			68
9	8	Miss Rebecca Lashley	Droitwich	561	9	2			7	4			
9	19	Ms Deb Charles	.	510	6	2			6	4			
9	15	Miss Maryia Karpiyevich	Cambridge Uni	539	5	1			6	2			
9	16	Miss Eliska Starostova	Hampstead	532	2	1			6	2			
9	11	Miss Rachel Jones	Andover	551	10	2			6	0			
9	12	Ms Lizzie Cantopher	WOAC	550	4	0			6	0			
9	13	Miss Karen Blanch	Minchinhampton	549	5	0			7	0			
9	26	Miss Kirstie Smith	Oxford Uni	473	3	2			5	0			
17	7	Mrs Jane Taylor	Durham	569	6	3			5				
17	17	Miss Rebecca Dawson	Corus	525	5	1			4				
17	18	Mrs Chrstine Gibson	NAC	512	3	0			4				
17	24	Miss Julie Chenery	Burleigh	479	6	2			4				
17	20	Mrs Julie Morling	Whiteleaf	506	5	1			3				
17	29	Miss Bethany Farrow	Norfolk	454	3	0		6	2				
17	30	Mrs Jane Prior	Supermarine	454	1	0		6	2				
17	25	Miss Zhi Yao	Aquarius	473	4	0			1				
17	14	Miss Sophie Cole	Chelmsford	543	9	3			0				
17	21	Miss Rachel Smith	RLSAS	504	3	0			0				
17	22	Miss Angelina Measures	Oxford UNi	494	5	0			0				
17	23	Mrs Jenny Charman	Chiltern	485	5	0			0				
17	27	Mrs Emma Terry	Chorley	465	4	1		6	0				
17	28	Miss Alice Cotton	Audco	462	6	2		6	0				
17	32	Mrs Naomi Neighbour	Aequus	430	2	0		6	0				
17	34	Ms Verity Gray	Malvern	411	4	2		6	0				
33	35	Gill Knight	Meriden	327	3	1		4					
33	36	Miss Annie White	Oxford Uni	207	0	0		4					
33	33	Mrs Pippa Britton	Llantarnham	424	1	0		2					
33	31	Mrs Sharon Vennard	Belfast	432	2	0		0					
33	37	Miss Laura Swetman	Blandy	159	3	0		0					
33	38	Miss Rachael Hutchison	Warwick Uni {Longbow}	89	1	0		0					

Sat. WC Compound Match round

Women Compound			Saturday	Compound Match round								
Final Rank	Seed	Name	Club	Qualification	1/32	1/16	1/8	Quarter	Semi-Final	FINAL		
				Score	10+x	X						
1	1	Miss Andrea Gales	Woking	680	38	13			141	143	141	143
2	3	Miss Danielle Brown	GNAS	673	31	13			142	145	143	142
3	2	Mrs Rikki Bingham	Birstall	677	37	15			146	148	142	146
4	5	Miss Lucy O'Sullivan	Jersey	671	32	10			140	140	140	142
5	8	Miss Sarah Prieels	Belgium	665	32	14			144	140		
6	6	Dr Linda Townsend	Club AZ	669	37	10			146	139		
7	4	Mrs Nichola Simpson	Oxford	672	31	13			142	138		
8	10	Miss Christie Westman	Birstall	656	25	6		139	142	137		
9	14	Mrs Jane Lawrence-Tuck	Spelthorne	646	20	7		148	142			
9	9	Miss Georgie Brown	Meriden	665	30	9			141			
9	11	Mis Claudine Jennings	Euac	650	25	5		138	141			
9	13	Mrs Kay Lucas	Teme	647	22	4			141	141		
9	12	Mrs Anna King	Colchester	647	22	5			133	138		
9	15	Ms Kat Baier	Oxford	645	20	5			140	136		
9	16	Ms Nat Merry	Oxford	641	20	2			137	136		
9	7	Miss Pauline Burfitt	Chippenham	669	31	16				132		
17	19	Rebecca Blewitt		627	17	3			137			
17	18	Mrs Frances Bull	Targetcraft	628	18	5			133			
17	20	Ms Kim Swetman	Blandy	625	25	9			131			
17	22	Miss Jodie Grinham	Crawley	584	10	0			131			
17	17	Miss Erin Prior	Supermarine	631	15	4			129			
17	21	Mrs Rachel Jackson	Fakenham	615	17	3			129			
17	23	Miss Steph Jackson	Fakenham	576	12	3			128			

Sat. MC Compound Match round

Final Rank	Seed	Men Compound Name	Saturday Club	Compound Match round									
				Qualification			1/32	1/16	1/8	Quarter	Semi-Final	FINAL	
				Score	10+x	X							
1	12	Mr Matt Arnold	Cleve	676	31	11		140	145	146	147	147	
2	3	Mr Michael Cauwe	Belgium	696	48	17		145	146	146	149	146	
3	2	Mr Adam Ravenscroft	Bowflights	697	51	16		149	147	147	145	147	
4	1	Mr Chris White	Rugby	698	51	22		142	147	146	146	147	
5	10	Mr James Bingham	Birstall	683	40	17		145	144	147			
6	4	Mr Liam Grimwood	Blackthorne	694	49	21		145	149	145			
7	24	Mr Jonas Serna	Euston	662	29	12	139	142	146	144			
8	11	Mr Andy Rikunenko	RcoA	680	36	12		143	145	142			
9	5	Mr James Mason	Wellingborough	690	44	17		146	145				
9	15	Mr Tim Nash	Meriden	674	30	7		142	145				
9	6	Mr Duncan Busby	Blackthorn	690	42	17		145	144				
9	7	Mr Shaun Teasdate	New Zealand	688	45	14		141	144				
9	13	Mr Colin Geenes	Meriden	675	34	11		146	144				
9	8	Mr Neil Bridgewater	Hinxworth	685	42	16		147	142				
9	17	Mr Jon Nott	Saints and sinners	672	35	15		137	142				
9	14	Mr Jake Bunce	Cleve	674	34	17		138	140				
17	23	Mr Paul Anthony	Jolly	662	30	7	135	144					
17	20	Mr Mark Rudd	Devizes	670	29	9		142					
17	36	Mr David Wayman	Hinxworth	640	19	5	139	142					
17	9	Mr John Bull	Targetcraft	684	39	14		141					
17	26	Mr Thomas Hutchins	Burleigh	660	27	10	136	141					
17	21	Mr Tony Fletcher	Bowmwen of the Peak	666	32	10		140					
17	34	Mr Andrew Jackson	Fakenham	642	30	8	136	140					
17	18	Mr Chris Fowler	Bournemouth	672	33	16		139					
17	28	Mr Chris Horan	CMFB	656	27	6	140	139					
17	19	Mr James King	Colchester	670	32	15		138					
17	32	Mr Christopher Mott	woking	645	20	8	137	138					
17	16	Mr Richard Hennahane	Bruntwood	673	36	13		136					
17	25	Mr Steve Nunn	NPA	661	29	5	138	135					
17	27	Mr Paul Hagan	Pastures	658	25	9	134	134					
17	22	Mr Chris Earp	RLSAS	663	33	10	130	132					
17	30	Mr Sam Baldwin	Burleigh	648	25	4	140	128					
33	29	Mr Carl Richards	Meriden	651	23	7	136						
33	40	Mr Steve Haynes	Jolly	623	16	4	136						
33	33	Mr Paul Blamire	Wellingborough	644	19	4	133						
33	37	Mr Harry Tipping	crawley	635	18	5	133						
33	39	Mr David Fall	Mayflower	624	16	6	133						
33	41	Mr Shaun Thomas	Aequus	621	14	5	133						
33	31	Mr Chris Price	DAS	645	26	9	132						
33	38	Mr Stefan Erasmus	Fox	634	20	9	132						
33	35	Dr Dave Martel	Malvern Archers	642	25	8	131						
33	42	Mr Gary Bellamy	Green Dragon	609	11	2	120						
33	43	Mr Mike Karraphiledes	Clophill	509	6	2	84						

Sat. MR Olympic round

Final Rank	Seed	Men Recurve Name	Saturday Club	Olympic round														
				Qualification	1/64	1/32	1/16	1/8	Quarter	Semi-Final	FINAL	1/4 score						
				Score	10+x	X												
1	1	Mr Ashe Morgan	Cheltenham	649	24	3		6	7	6		6	6	5				
2	3	Mr Alan Wills	Sellafield	648	22	4		6	6	5		7	7	5				
3	2	Mr Simon Terry	Chorley	649	23	11		6	5	6		6	1	6				
4	4	Mr Larry Godfrey	Cleve	643	28	5		6	6	6		6	2	0				
5	7	Mr Michael Judd	mayflower	638	24	6		6	7	7		4						134
6	22	Mr Alex Smith	Oxford	601	15	3		5	6	6		3						128
7	5	Mr Andrew Randall	Derwent	642	23	11		7	6	7		0						72
8	8	Mr Luis Paulinyi	Southampton Uni	637	18	5		7	7	6		0						68
9	14	Mr Tom Barber	Thorpe Hamlet	617	14	6		6	5	5								
9	6	Mr Gavin Sutherland	Worthing	642	23	7		6	5	4								
9	10	Mr Peter Lochman	Aquarius	632	21	12		6	6	3								
9	12	Mr Matt webb	Mayflower	622	14	5		6	6	3								
9	9	Mr Kenny Allen	Wymondham	634	17	4		7	6	2								
9	18	Mr George Harding	.	608	15	4		6	6	2								
9	13	Mr Bob Lowe	Meriden	617	16	4		7	6	0								
9	17	Mr Stuart Barby	Penicuik	609	11	3		6	6	0								
17	19	Mr Kieran Slater	Minchinhampton	607	12	4		6	5									
17	27	Mr James Montgomery	Exmouth	590	10	2		6	5									
17	31	Mr Ian Hannaford	WOAC	584	11	5		6	5									
17	20	Mr Sean Evans	Cheltenham	606	12	4		6	4									
17	21	Mr Jorge Lindley	Warwick Uni	604	11	3		6	4									
17	36	Mr Wayne Cross	Ruislip	579	13	3		6	4									
17	37	Mr Gary Ward	Brent Valley	579	11	1		6	4									
17	25	Mr Malcolm Alexander	Grampian	595	12	4		6	3									
17	11	Mr Paul Pinder	Radnor	627	17	4		6	2									
17	26	Mr Paul Browne	Hertford	593	12	3		6	1									
17	33	Mr Geoff Evans	Lincoln	581	13	3		6	1									
17	16	Mr Glen Croft	Buron	609	15	8		7	0									
17	23	Mr James Carr	New Century	601	13	1		6	0									
17	24	Mr Phillip Bottomley	GNAS	596	11	1		6	0									
17	30	Mr Tom Hall	Warwick Uni	585	10	4		5	0									
17	50	Mr Steve Short	Malvern	556	7	2		6	6	0								
33	35	Mr jamie Fisher	Fakenham	580	14	4		5										
33	43	Mr Phil Middleton	Pastures	573	10	3		5										
33	29	Mr David Timmins	Oxford	588	8	1		4										
33	39	Mr Simon Powell	Ardleigh	576	9	6		4										
33	44	Mr Rob Lock	Blandy	573	6	2		4										
33	48	Mr Thomas Currall	Ricky	565	8	3		4										
33	53	Mr Glyn Ball	Lough Cuan	554	5	1		6	4									
33	63	Mr Tak Ho	Cambridge Uni	520	4	2		6	4									
33	71	Mr Roger Davies	Radnor	451	2	0		6	4									
33	49	Mr Ian Prescott	Lincoln	558	7	2		6	3									
33	56	Dr Matthew Bigwood	Cambridge Uni	539	11	1		6	3									
33	15	Mr Jude Barker-Mill	London	612	11	1		2										
33	28	Mr Brian Tustin	RLSAS	588	11	2		2										
33	34	Mr John Prior	Supermarine	581	7	1		2										
33	40	Mr Peter James	Meriden	575	14	5		2										
33	41	Mr Simon Bradshaw	Whiteleaf	574	14	4		2										
33	45	Mr Kevin Grealish	Aquarius	571	8	4		2										
33	46	Mr Jack Sobey	Oxford Uni	568	6	2		2										
33	51	Mr John Bruce	Kings Lynn	555	4	2		6	2									
33	61	Mr Shaun D'Souza	London	528	2	1		6	2									
33	52	Mr Paul Ramos	Braintree	554	6	1		6	1									
33	57	Mr Allan Hale	Lincoln	536	5	2		6	1									
33	60	Mr Stephen Gibson	NAC	530	5	2		6	1									
33	32	Mr Adrian Currall	Ricky	584	10	1		0										
33	38	Mr Richard Kerr	Devizes	578	12	5		0										
33	42	Mr Chris Trolan	Meriden	574	10	3		0										
33	47	Mr Ged Goulsbra	Trackside	567	8	3		0										
33	54	Mr Adrian Charman	Chiltern	553	9	0		6	0									
33	55	Mr Roy Watts	Woking	549	8	3		6	0									
33	59	Mr Nigel Lyon	Lace Town	530	6	1		6	0									
33	62	Mr Norman Wilcox	Blandy	523	4	1		6	0									
33	65	Mr Chris Guerin	Warwick Uni	493	7	4		6	0									
65	67	Mr Simon Axon	Droitwich	488	3	1		4										
65	68	Mr Rhys Jones	Kings Lynn	475	3	1		4										
65	80	Mr Thilina Abeywickrama	Oxford	338	7	2		4										
65	58	Mr David Long	Cambridge	534	6	3		2										
65	70	Mr Simon Buchanan	Rivernook {Barebo	455	5	2		2										
65	72	Mr Marc Bax	St Neots	435	2	1		2										
65	73	Mr Bilaall Mohammad	Derby Uni	382	2	0		2										
65	75	Mr Paul Adams	Friskney	348	1	0		2										
65	64	Mr Richard Roberts	Clophill	505	5	1		0										
65	66	Mr Enrik Nako	Warwick Uni	491	5	3		0										
65	69	Mr Gursel Sakanak	Lamorbey	456	3	2		0										
65	74	Mr Paul MacGregor	Highland	361	0	0		0										
65	76	Mr Martin Bale	Rivernook {Longbo	331	4	1		0										
65	77	Mr Derek Bridgewater	Hinxworth {Longbo	234	1	0		0										
65	78	Mr Luke Rieman	Warwick Uni {Long	224	2	1		0										
65	79	Mr Richard Hutchins	Silver Arrow {Longt	158	0	0		0										

1	1. Mr Ashe Morgan	v.	64. Mr Richard Roberts	0	1. Mr Ashe Morgan	6	7	1. Mr Ashe Morgan	6	1. Mr Ashe Morgan	6
2	65. Mr Chris Guerin	v.	33. Mr Geoff Evans	6	33. Mr Geoff Evans	6	1	33. Mr Geoff Evans	1	33. Mr Geoff Evans	1
3	32. Mr Adrian Curral	v.	17. Mr Stuart Barby	6	17. Mr Stuart Barby	6	0	17. Mr Stuart Barby	0	17. Mr Stuart Barby	0
4	48. Mr Thomas Curral	v.	49. Mr Ian Prescott	3	49. Mr Ian Prescott	3	0	16. Mr Glen Croft	0	16. Mr Glen Croft	0
5	16. Mr Glen Croft	v.	9. Mr Kerry Allen	7	9. Mr Kerry Allen	7	6	9. Mr Kerry Allen	6	9. Mr Kerry Allen	6
6	56. Dr Matthew Bigwood	v.	41. Mr Simon Bradshaw	2	41. Mr Simon Bradshaw	2	0	24. Mr Philip Bottomley	0	24. Mr Philip Bottomley	0
7	24. Mr Philip Bottomley	v.	25. Mr Malcolm Alexander	6	25. Mr Malcolm Alexander	6	3	8. Mr Luis Paulinyi	3	8. Mr Luis Paulinyi	3
8	40. Mr Peter James	v.	57. Mr Alan Hale	1	57. Mr Alan Hale	1	7	25. Mr Malcolm Alexander	7	25. Mr Malcolm Alexander	7
9	8. Mr Luis Paulinyi	v.	5. Mr Andrew Randall	7	5. Mr Andrew Randall	7	6	8. Mr Luis Paulinyi	6	8. Mr Luis Paulinyi	6
10	60. Mr Stephen Gibson	v.	37. Mr Gary Ward	1	37. Mr Gary Ward	1	6	5. Mr Andrew Randall	6	5. Mr Andrew Randall	6
11	28. Mr Brian Tustin	v.	21. Mr Jorge Lindley	2	21. Mr Jorge Lindley	2	6	37. Mr Gary Ward	6	37. Mr Gary Ward	6
12	44. Mr Rob Lock	v.	12. Mr Matt webb	4	12. Mr Matt webb	4	6	21. Mr Jorge Lindley	6	21. Mr Jorge Lindley	6
13	53. Mr Glyn Ball	v.	13. Mr Bob Lowe	6	13. Mr Bob Lowe	6	6	12. Mr Matt webb	6	12. Mr Matt webb	6
14	52. Mr Paul Ramos	v.	20. Mr Sean Evans	4	20. Mr Sean Evans	4	6	13. Mr Bob Lowe	6	13. Mr Bob Lowe	6
15	45. Mr Kevin Grealish	v.	29. Mr David Timmins	4	29. Mr David Timmins	4	6	20. Mr Sean Evans	6	20. Mr Sean Evans	6
16	36. Mr Wayne Cross	v.	61. Mr Shaun D'Souza	2	61. Mr Shaun D'Souza	2	6	36. Mr Wayne Cross	6	36. Mr Wayne Cross	6
17	68. Mr Rhys Jones	v.	4. Mr Larry Godfrey	6	4. Mr Larry Godfrey	6	6	4. Mr Larry Godfrey	6	4. Mr Larry Godfrey	6
18	3. Mr Alan Wills	v.	3. Mr Alan Wills	6	3. Mr Alan Wills	6	0	4. Mr Larry Godfrey	0	4. Mr Larry Godfrey	0
19	62. Mr Norman Wilcox	v.	30. Mr Tom Barber	5	30. Mr Tom Barber	5	5	3. Mr Alan Wills	5	3. Mr Alan Wills	5
20	35. Mr Jamie Fisher	v.	19. Mr Kieran Slater	2	19. Mr Kieran Slater	2	6	30. Mr Tom Barber	6	30. Mr Tom Barber	6
21	46. Mr Jack Scobey	v.	51. Mr John Bruce	2	51. Mr John Bruce	2	6	19. Mr Kieran Slater	6	19. Mr Kieran Slater	6
22	78. Mr Richard Hutchins	v.	14. Mr Tom Barber	6	14. Mr Tom Barber	6	6	14. Mr Tom Barber	6	14. Mr Tom Barber	6
23	14. Mr Tom Barber	v.	54. Mr Adrian Charman	0	54. Mr Adrian Charman	0	6	11. Mr Paul Pinder	6	11. Mr Paul Pinder	6
24	54. Mr Adrian Charman	v.	22. Mr Alex Smith	5	22. Mr Alex Smith	5	6	22. Mr Alex Smith	6	22. Mr Alex Smith	6
25	22. Mr Alex Smith	v.	27. Mr James Montgomery	6	27. Mr James Montgomery	6	5	6. Mr Gavin Sutherland	5	6. Mr Gavin Sutherland	5
26	38. Mr Richard Kerr	v.	59. Mr Nigel Lyon	0	59. Mr Nigel Lyon	0	6	11. Mr Paul Pinder	6	11. Mr Paul Pinder	6
27	6 v. 70. Mr Simon Buchanan	v.	6. Mr Gavin Sutherland	6	6. Mr Gavin Sutherland	6	6	22. Mr Alex Smith	6	22. Mr Alex Smith	6
28	6 v. 68. Mr David Long	v.	7. Mr Michael Judd	4	7. Mr Michael Judd	4	1	27. Mr James Montgomery	1	27. Mr James Montgomery	1
29	68. Mr Roger Davies	v.	39. Mr Simon Powell	4	39. Mr Simon Powell	4	6	6. Mr Gavin Sutherland	6	6. Mr Gavin Sutherland	6
30	26. Mr Paul Browne	v.	26. Mr Paul Browne	6	26. Mr Paul Browne	6	6	7. Mr Michael Judd	6	7. Mr Michael Judd	6
31	23. Mr James Carr	v.	42. Mr Chris Tolan	0	42. Mr Chris Tolan	0	6	26. Mr Paul Browne	6	26. Mr Paul Browne	6
32	42. Mr Chris Tolan	v.	10. Mr Peter Lochman	0	10. Mr Peter Lochman	0	6	23. Mr James Carr	6	23. Mr James Carr	6
33	10. Mr Peter Lochman	v.	15. Mr Jude Barker-Mill	2	15. Mr Jude Barker-Mill	2	6	10. Mr Peter Lochman	6	10. Mr Peter Lochman	6
34	15. Mr Jude Barker-Mill	v.	50. Mr Steve Short	0	50. Mr Steve Short	0	6	15. Mr Jude Barker-Mill	6	15. Mr Jude Barker-Mill	6
35	50. Mr Steve Short	v.	47. Mr Ged Goulsbra	6	47. Mr Ged Goulsbra	6	6	50. Mr Steve Short	6	50. Mr Steve Short	6
36	47. Mr Ged Goulsbra	v.	18. Mr George Harding	6	18. Mr George Harding	6	6	47. Mr Ged Goulsbra	6	47. Mr Ged Goulsbra	6
37	18. Mr George Harding	v.	31. Mr Ian Hamford	6	31. Mr Ian Hamford	6	6	18. Mr George Harding	6	18. Mr George Harding	6
38	31. Mr Ian Hamford	v.	34. Mr John Prior	2	34. Mr John Prior	2	6	31. Mr Ian Hamford	6	31. Mr Ian Hamford	6
39	34. Mr John Prior	v.	66. Mr Erik Nako	4	66. Mr Erik Nako	4	6	34. Mr John Prior	6	34. Mr John Prior	6
40	66. Mr Erik Nako	v.	2. Mr Simon Terry	6	2. Mr Simon Terry	6	6	66. Mr Erik Nako	6	66. Mr Erik Nako	6
41	2. Mr Simon Terry	v.						2. Mr Simon Terry		2. Mr Simon Terry	

Gold
1. Mr Ashe Morgan

Silver
3. Mr Alan Wills

Bronze
2. Mr Simon Terry

1. Mr Ashe Morgan
4. Mr Larry Godfrey

6
2

4. Mr Larry Godfrey
2. Mr Simon Terry

0
6

1. Mr Ashe Morgan
3. Mr Alan Wills

5
5

3. Mr Alan Wills
2. Mr Simon Terry

7
1

FITA Fest 2013 Saturday 6th July 2013
Incorporating Stage 2 the Archery GB National Series
@ Redborne Community College. Amptphill, Beds
World Record Status Olympicround 70m

Men Recurve

1. Mr Ashe Morgan
3. Mr Luis Paulinyi

6
0

9. Mr Kerry Allen
8. Mr Luis Paulinyi

2
6

5. Mr Andrew Randall
12. Mr Matt webb

7
3

13. Mr Bob Lowe
4. Mr Larry Godfrey

0
6

3. Mr Alan Wills
14. Mr Tom Barber

5
5

3. Mr Alan Wills
22. Mr Alex Smith

7
3

22. Mr Alex Smith
6. Mr Gavin Sutherland

6
4

7. Mr Michael Judd
10. Mr Peter Lochman

7
3

7. Mr Michael Judd
2. Mr Simon Terry

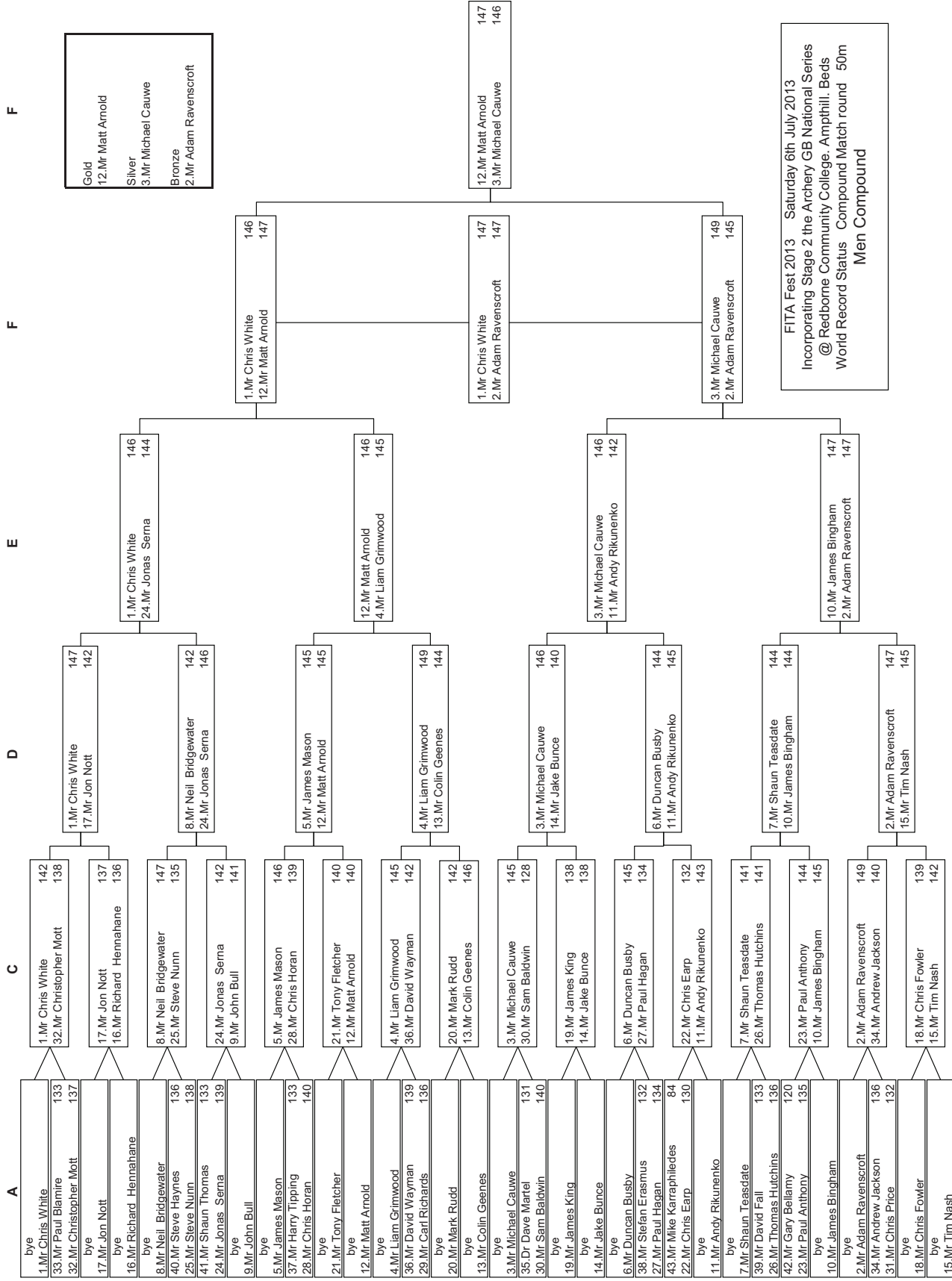
4
6

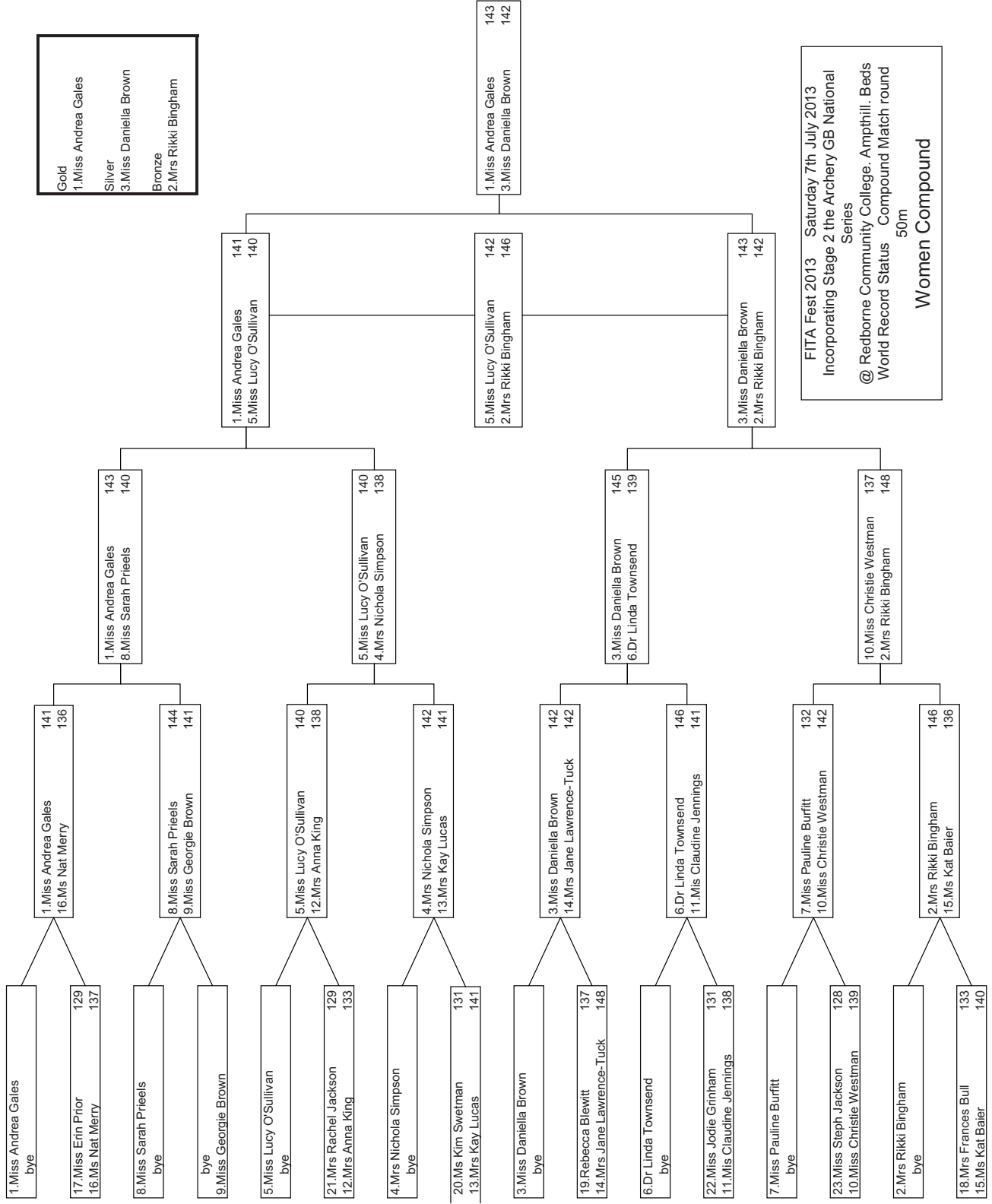
18. Mr George Harding
2. Mr Simon Terry

2
6

31. Mr Ian Hamford
2. Mr Simon Terry

5
5





H

F

E

D

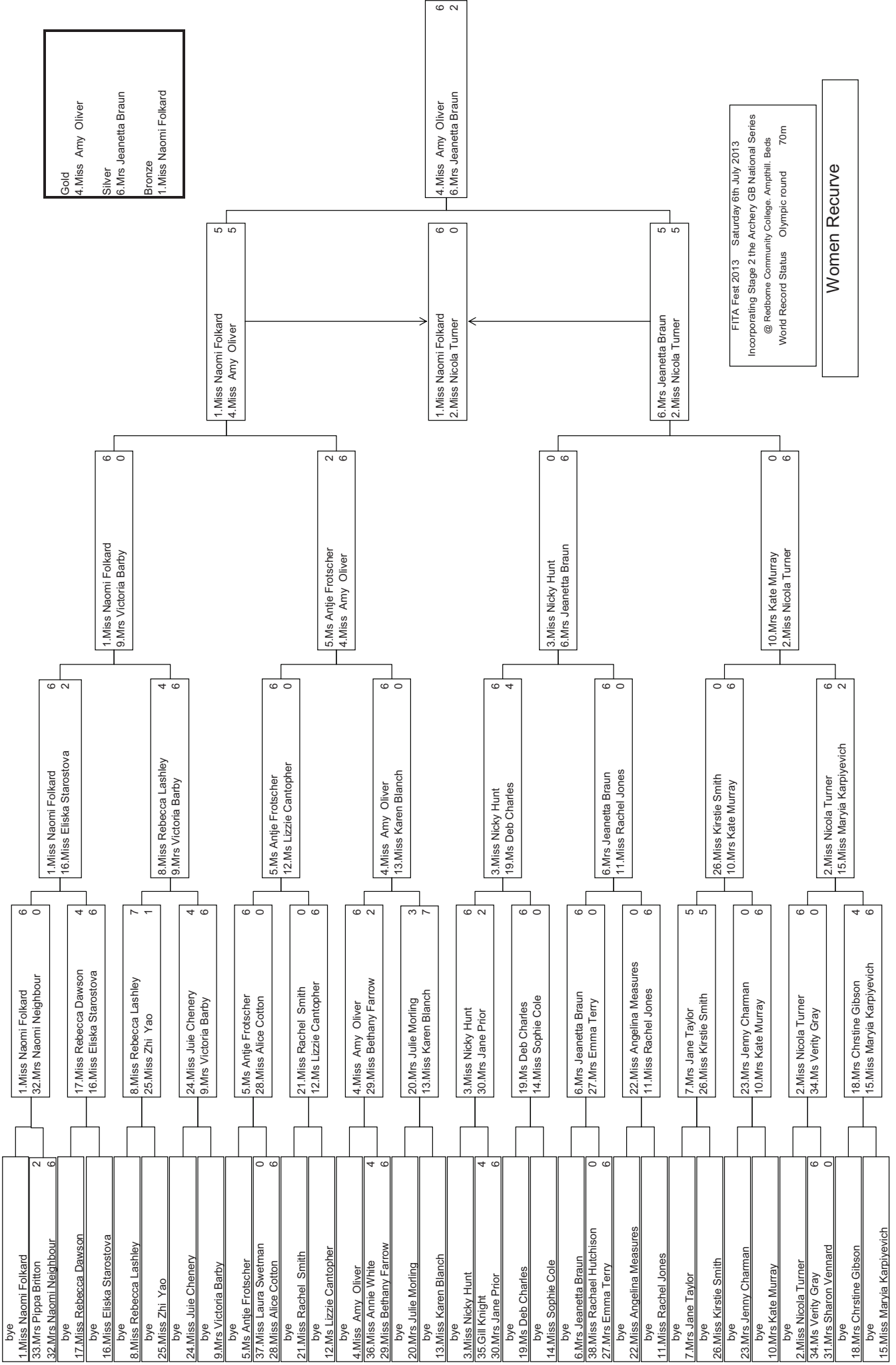
C

A

Gold
4. Miss Amy Oliver
Silver
6. Mrs Jeanetta Braun
Bronze
1. Miss Naomi Folkard

FITA Fest 2013 Saturday 6th July 2013
Incorporating Stage 2 the Archery GB National Series
@ Rebbome Community College, Amphilil, Beds
World Record Status Olympic round 70m

Women Recurve



Sun. MR 70m Round

	<u>Name</u>	<u>Club</u>	<u>Score</u>	<u>Tens</u>	<u>Xs</u>
1	Mr Alan Wills	Sellafield	660	29	11
2	Mr Ashe Morgan	Cheltenham	651	23	5
3	Mr Larry Godfrey	Cleve	649	20	6
4	Mr Kenny Allen	Wymondham	641	26	9
5	Mr Michael Judd	mayflower	634	24	7
6	Mr Simon Terry	Chorley	634	16	7
7	Mr Andrew Randall	Derwent	633	17	8
8	Mr Kieran Slater	Minchinhampton	631	18	5
9	Mr Glen Croft	Buron	628	21	7
10	Mr Phillip Bottomley	GNAS	628	21	7
11	Mr Peter Lochman	Aquarius	624	16	10
12	Mr Matthew Langton	Oxford Uni	623	13	5
13	Mr Gavin Sutherland	Worthing	619	19	4
14	Mr Alex Smith	Oxford	619	16	5
15	Mr Luis Paulinyi	Southampton Uni	617	17	6
16	Mr Matt Webb	Mayflower	613	12	4
17	Mr James Montgomery	Exmouth	611	12	1
18	Mr Malcolm Alexander	Grampian	608	16	5
19	Mr Sean Evans	Cheltenham	604	13	4
20	Mr David Timmins	Oxford	601	13	5
21	Mr Tom Barber	Thorpe Hamlet	601	10	2
22	Mr Ian Hannaford	WOAC	600	12	3
23	Mr Richard Kerr	Devezes	597	10	1
24	Mr Paul Pinder	Radnor	596	8	0
25	Mr Jude Barker-Mill	London	593	12	4
26	Mr George Harding	.	593	5	2
27	Mr John Hartfield	NPA	591	10	5
28	Mr Ian Prescott	Lincoln	585	9	3
29	Mr Peter James	Meriden	584	13	4
30	Mr Phil Middleton	Pastures	583	10	1
31	Mr Wayne Cross	Ruislip	583	5	1
32	Mr Bob Lowe	Meriden	580	8	2
33	Mr Ashley Parker	Burton Bridge	579	11	0
34	Mr John Prior	Supermarine	577	5	1
35	Mr Rob Lock	Blandy	576	9	2
36	Mr Jamie Fisher	Fakenham	574	4	3
37	Mr Steve Short	Malvern	573	7	0
38	Mr Gary Ward	Brent Valley	572	8	3
39	Mr Allan Hale	Lincoln	572	6	3
40	Mr Ioannis Chrisinas	Oxford	571	14	5
41	Mr Martin Crowe	Braintree	570	7	1
42	Mr Brian Tustin	RLSAS	569	8	4
43	Mr Geoff Evans	Lincoln	565	8	3
44	Mr Simon Powell	Ardleigh	558	6	2
45	Mr Tom Hall	Warwick Uni	553	11	2
46	Mr James Carr	New Century	553	5	2
47	Mr Paul Brown	Hertford	546	10	3
48	Mr Chris Trolan	Meriden	546	8	4
49	Mr Shaun D'Souza	London	545	4	2
50	Mr Glyn Ball	Lough Cuan	544	9	4
51	Mr Jack Sobey	Oxford Uni	541	5	1
52	Mr Stephen Gibson	NAC	540	10	2
53	Mr Roy Watts	Woking	526	8	0
54	Mr David Long	Cambridge	526	3	0
55	Mr John Bruce	Kings Lynn	526	2	1
56	Mr Simon Bradshaw	Whiteleaf	518	7	1
57	Mr Ged Goulsbra	Trackside	517	5	1
58	Mr Chris Guerin	Warwick Uni	512	4	1
59	Mr Nigel Lyon	Lace Town	511	6	3
60	Mr John Reace	NPA	511	4	0
61	Mr Gursel Sakanak	Lamorbey	510	3	2
62	Mr Norman Wilcox	Blandy	507	1	1
63	Mr Simon Axon	Droitwich	486	4	1
64	Mr Enrik Nako	Warwick Uni	484	5	0
65	Dr Matthew Bigwood	Cambridge Uni	473	5	2
66	Mr Roger Davies	Radnor	455	2	0
67	Mr Richard Roberts	Clophill	450	2	1
68	Mr Simon Buchanan	Rivernook {Barebow}	449	4	1
69	Mr Bilaall Mohammad	Derby Uni	417	6	3
70	Mr Paul Adams	Friskney	396	3	1
71	Mr Paul MacGregor	Highland	366	4	1
72	Mr Ian Hanks	Clophill	295	2	0
73	Mr Luke Rieman	Warwick Uni {Longbow}	196	3	1
74	Mr Richard Hutchins	Silver Arrow {Longbow}	194	3	2
	Mr Martin Jones	Blandy	0	0	0 dns
	Mr Steve Fellowes	Braintree	0	0	0 dns
	Mr Mark Nesbitt	Ballyvalley	0	0	0 dns

Sun. WR 70m Round

	<u>Name</u>	<u>Club</u>	<u>Score</u>	<u>Tens</u>	<u>Xs</u>
1	Miss Naomi Folkard	RLSAS	650	28	7
2	Miss Amy Oliver	Dearne Valley	610	9	1
3	Mrs Jeanetta Braun	Brent Valley	593	16	3
4	Miss Nicky Hunt	Deben	593	10	4
5	Ms Antje Frotscher	Oxford	585	10	1
6	Miss Victoria Savage	Droitwich	583	11	1
7	Ms Deb Charles	.	566	10	5
8	Ms Lizzie Cantopher	WOAC	557	5	0
9	Miss Nicola Turner	RLSAS	553	6	1
10	Miss Karen Blanch	Minchinhampton	552	9	1
11	Mrs Jane Taylor	Durham	552	6	2
12	Mrs Sharon Vennard	Belfast	537	9	3
13	Miss Maryia Karpiyevich	Cambridge Uni	533	3	0
14	Miss Rebecca Lashley	Droitwich	527	7	2
15	Miss Rebecca Dawson	Corus	524	2	1
16	Mrs Kate Murray	Eastcote	520	3	2
17	Miss Angelina Measures	Oxford UNi	512	6	2
18	Miss Sophie Cole	Chelmsford	506	7	2
19	Mrs Chrstine Gibson	NAC	504	10	0
20	Miss Rachel Smith	RLSAS	486	7	2
21	Miss Alice Cotton	Audco	482	3	3
22	Miss Kirstie Smith	Oxford Uni	482	3	0
23	Mrs Jane Prior	Supermarine	470	3	1
24	Miss Eliska Starostova	Hampstead	466	2	0
25	Miss Bethany Farrow	Norfolk	461	5	1
26	Miss Julie Chenery	Burleigh	461	4	2
27	Miss Susan Corless	Northampton	455	6	2
28	Mrs Emma Terry	Chorley	452	4	0
29	Ms Verity Gray	Malvern	440	3	1
30	Miss Donna Mills	Rivernook	420	1	0
31	Mrs Naomi Neighbour	Aequus	417	4	2
32	Miss Zhi Yao	Aquarius	417	4	1
33	Mrs Pippa Britton	Llantarnham	412	2	1
34	Gill Knight	Meriden	376	2	0
35	Mrs Sonia Duthie	Clophill	229	0	0
36	Miss Annie White	Oxford Uni	214	0	0
37	Miss Laura Swetman	Blandy	82	0	0
38	Julie Cousins	Pastures {Longbow}	80	0	0
	Miss Danielle Tighe	Chessington	0	0	0 dns
	Miss Rhyannon Andrews	Braintree	0	0	0 dns
	Miss Rachel Jones	Andover	0	0	0 dns
	Miss Jemma Morris	Llantarnam	0	0	0 dns

Sun. WC 50m Round

	<u>Name</u>	<u>Club</u>	<u>Score</u>	<u>Tens</u>	<u>Xs</u>
1	Miss Danielle Brown	GNAS	683	37	13
2	Mrs Rikki Bingham	Birstall	673	34	15
3	Miss Pauline Burfitt	Chippenham	670	32	12
4	Miss Lucy O'Sullivan	Jersey	670	32	11
5	Miss Andrea Gales	Woking	669	28	10
6	Dr Linda Townsend	Club AZ	668	27	9
7	Mrs Jane Lawrence-Tuck	Spelthorne	663	33	11
8	Mrs Kay Lucas	Teme	661	28	8
9	Dr Claudine Jennings	Euac	660	28	11
10	Miss Georgie Brown	Meriden	655	25	5
11	Miss Sarah Prieels	Belgium	653	23	12
12	Miss Lucy Holderness	Clophill	652	26	9
13	Ms Kat Baier	Oxford	650	27	10
14	Miss Christie Westman	Birstall	650	20	4
15	Mrs Nichola Simpson	Oxford	649	30	8
16	Ms Nat Merry	Oxford	640	25	12
17	Mrs Frances Bull	Targetcraft	639	18	4
18	Mrs Anna King	Colchester	634	15	5
19	Mrs Lesley Brown	Clophill	631	14	3
20	Miss Erin Prior	Supermarine	627	15	5
21	Ms Kim Swetman	Blandy	624	20	7
22	Miss Jodie Grinham	Crawley	620	19	4
23	Mrs Rachel Jackson	Fakenham	601	13	6
24	Miss Steph Jackson	Fakenham	600	10	3
	Ms Helen Neumann	Wellingborough	0	0	0 dns
	Dorothy Cooper	Lichfield	0	0	0 dns
	Ms Suzi Bredin	Clophill	0	0	0 dns
	Mrs Philippa Lowe	Meriden	0	0	0 dns

Sun. MC 50m Round

	<u>Name</u>	<u>Club</u>	<u>Score</u>	<u>Tens</u>	<u>Xs</u>
1	Mr Adam Ravenscroft	Bowflights	698	51	16
2	Mr Duncan Busby	Blackthorn	697	57	15
3	Mr Chris White	Rugby	692	49	17
4	Mr Michael Cauwe	Belgium	690	44	10
5	Mr James Bingham	Birstall	690	43	20
6	Mr Liam Grimwood	Blackthorne	688	45	15
7	Mr Shaun Teasdale	New Zealand	687	43	16
8	Mr Jake Bunce	Cleve	686	41	15
9	Mr Chris Fowler	Bournemouth	685	44	16
10	Mr Andy Rikunenko	RcoA	684	41	15
11	Mr James Mason	Wellingborough	683	41	11
12	Mr Paul Anthony	Jolly	683	38	10
13	Mr Tim Nash	.	682	38	16
14	Mr Matt Arnold	Cleve	681	39	12
15	Mr Richard Hennahane	Bruntwood	679	39	12
16	Mr Jonas Serna	Euston	677	36	18
17	Mr Andrew Jackson	Fakenham	676	33	11
18	Mr Colin Geenes	Meriden	667	33	7
19	Mr Mark Rudd	Devizes	665	33	10
20	Mr Carl Richards	Meriden	663	25	10
21	Mr Thomas Hutchins	Burleigh	663	20	11
22	Mr Chris Horan		660	30	11
23	Mr John Bull	Targetcraft	659	26	12
24	Mr Paul Blamire	Wellingborough	656	25	8
25	Mr Christopher Mott	woking	653	23	4
26	Mr James King	Colchester	651	31	12
27	Mr Chris Earp	RLSAS	647	24	5
28	Mr Steve Haynes	Jolly	646	24	7
29	Mr Tony Fletcher	Bowmwen of the Peak	643	22	7
30	Mr Paul Hagan	Pastures	642	24	7
31	Mr Jon Nott	Saints and sinners	642	21	8
32	Dr Dave Martel	Malvern Archers	641	23	12
33	Mr Stefan Erasmus	Fox	641	21	3
34	Mr Chris Price	DAS	636	22	4
35	Mr David Fall	Mayflower	636	22	4
36	Mr Shaun Thomas	Aequus	636	19	5
37	Mr Harry Tipping	crawley	633	18	3
38	Mr Gary Bellamy	Green Dragon	617	20	7
39	Mr Paul Crane	Clophill	546	4	3
40	Mr Khalad Murad	.	521	8	3
	Mr Stuart Taylor	Stafford	0	0	0 dns
	Mr Mike Karraphiledes	Clophill	0	0	0 dns
	Mr Karl Hillman	Braintree	0	0	0 dns

Sun. WR Olympic round

Final Rank	Seed	Women Recurve Name	Sunday Club	Olympic round								
				Qualification	1/32	1/16	1/8	Quarter	Semi-Final	FINAL		
				Score 10+x X								
1	1	Miss Naomi Folkard	RLSAS	650	28	7		6	6	6	7	6
2	11	Mrs Jane Taylor	Durham	552	6	2		6	6	7	6	0
3	4	Miss Nicky Hunt	Deben	593	10	4		6	6	6	1	6
4	15	Miss Rebecca Dawson	Corus	524	2	1		6	6	6	4	0
5	10	Miss Karen Blanch	Minchinhampton	552	9	1		6	6	4		
6	14	Miss Rebecca Lashley	Droitwich	527	7	2		6	5	3		
7	9	Miss Nicola Turner	RLSAS	553	6	1		6	6	0		
8	5	Ms Antje Frotscher	Oxford	585	10	1		6	6	0		
9	3	Mrs Jeanetta Braun	Brent Valley	593	16	3		6	5			
9	2	Miss Amy Oliver	Dearne Valley	610	9	1		6	4			
9	6	Miss Victoria Savage	Droitwich	583	11	1		6	4			
9	7	Ms Deb Charles	.	566	10	5		7	2			
9	8	Ms Lizzie Cantopher	WOAC	557	5	0		7	2			
9	13	Miss Maryia Karpiyevich	Cambridge Uni	533	3	0		6	0			
9	17	Miss Angelina Measures	Oxford UNi	512	6	2		7	0			
9	21	Miss Alice Cotton	Audco	482	3	3		6	0			
17	23	Mrs Jane Prior	Supermarine	470	3	1		4				
17	22	Miss Kirstie Smith	Oxford Uni	482	3	0		2				
17	24	Miss Eliska Starostova	Hampstead	466	2	0		2				
17	28	Mrs Emma Terry	Chorley	452	4	0	6	2				
17	30	Miss Donna Mills	Rivernook	420	1	0	6	2				
17	16	Mrs Kate Murray	Eastcote	520	3	2		1				
17	25	Miss Bethany Farrow	Norfolk	461	5	1		1				
17	26	Miss Julie Chenery	Burleigh	461	4	2		1				
17	12	Mrs Sharon Vennard	Belfast	537	9	3		0				
17	18	Miss Sophie Cole	Chelmsford	506	7	2		0				
17	19	Mrs Chrstine Gibson	NAC	504	10	0		0				
17	20	Miss Rachel Smith	RLSAS	486	7	2		0				
17	27	Miss Susan Corless	Northampton	455	6	2		0				
17	29	Ms Verity Gray	Malvern	440	3	1	6	0				
17	31	Mrs Naomi Neighbour	Aequus	417	4	2	6	0				
17	33	Mrs Pippa Britton	Llantarnham	412	2	1	6	0				
33	32	Miss Zhi Yao	Aquarius	417	4	1	4					
33	34	Gill Knight	Meriden	376	2	0	2					
33	36	Miss Annie White	Oxford Uni	214	0	0	2					
33	35	Mrs Sonia Duthie	Clophill	229	0	0	0					
33	37	Julie Cousins	Pastures {Longbow}	80	0	0	0					

Sun. MR Olympic round

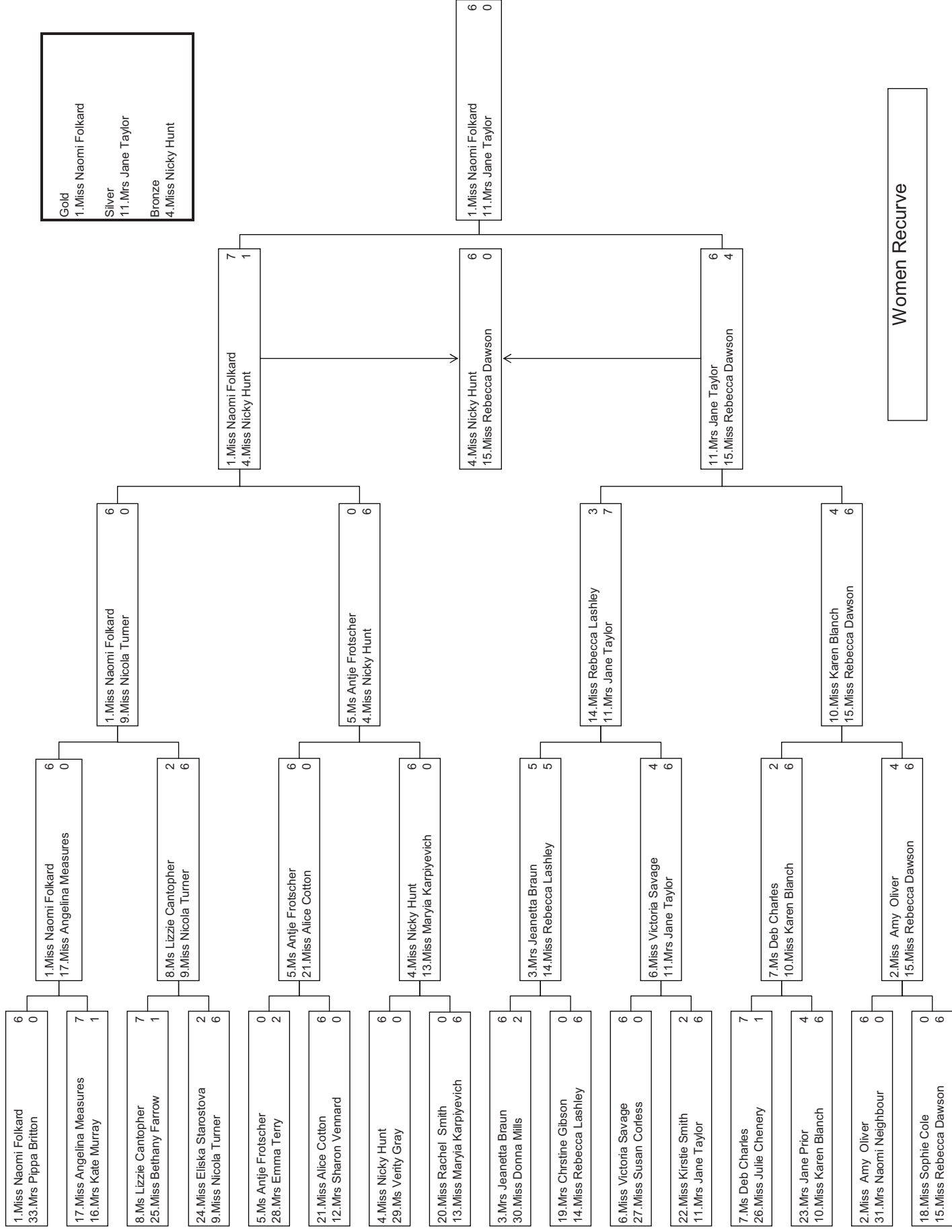
Final Rank	Seed	Men Recurve Name	Sunday Club	Olympic round									
				Qualification	1/64	1/32	1/16	1/8	Quarter	Semi-Final	FINAL	1/4 score	
				Score	10+x	X							
1	3	Mr Larry Godfrey	Cleve	649	20	6	6	7	6	6	6	7	
2	1	Mr Alan Willis	Sellafield	660	29	11	6	7	7	7	6	1	
3	4	Mr Kenny Allen	Wymondham	641	26	9	7	6	7	6	2	6	
4	2	Mr Ashe Morgan	Cheltenham	651	23	5	7	6	6	5	2	2	
5	7	Mr Andrew Randall	Derwent	633	17	8	6	6	6	5			132
6	6	Mr Simon Terry	Chorley	634	16	7	6	6	6	2			99
7	25	Mr George Harding	.	593	5	2	7	7	6	1			98
8	5	Mr Michael Judd	mayflower	634	24	7	6	6	6	0			76
9	21	Mr Tom Barber	Thorpe Hamlet	601	10	2	6	6	4				
9	17	Mr James Montgomery	Exmouth	611	12	1	6	6	3				
9	11	Mr Peter Lochman	Aquarius	624	16	10	7	6	2				
9	19	Mr Sean Evans	Cheltenham	604	13	4	6	6	2				
9	13	Mr Gavin Sutherland	Worthing	619	19	4	6	6	1				
9	15	Mr Luis Paulinyi	Southampton Uni	617	17	6	6	6	0				
9	23	Mr Paul Pinder	Radnor	596	8	0	6	7	0				
9	41	Mr Brian Tustin	RLSAS	569	8	4	6	6	0				
17	12	Mr Matthew Langton	Oxford Uni	623	13	5	6	4					
17	14	Mr Alex Smith	Oxford	619	16	5	6	4					
17	26	Mr John Hartfield	NPA	591	10	5	6	4					
17	31	Mr Bob Lowe	Meriden	580	8	2	6	4					
17	43	Mr Simon Powell	Ardleigh	558	6	2	6	4					
17	35	Mr jamie Fisher	Fakenham	574	4	3	6	3					
17	9	Mr Glen Croft	Buron	628	21	7	7	2					
17	18	Mr Malcolm Alexander	Grampian	608	16	5	6	2					
17	20	Mr David Timmins	Oxford	601	13	5	6	2					
17	8	Mr Kieran Slater	Minchinhampton	631	18	5	6	1					
17	10	Mr Phillip Bottomley	GNAS	628	21	7	6	1					
17	32	Mr Ashley Parker	Burton Bridge	579	11	0	6	1					
17	16	Mr Matt webb	Mayflower	613	12	4	6	0					
17	27	Mr Ian Prescott	Lincoln	585	9	3	6	0					
17	28	Mr Peter James	Meriden	584	13	4	6	0					
17	36	Mr Steve Short	Malvern	573	7	0	7	0					
33	22	Mr Richard Kerr	Devizes	597	10	1		4					
33	33	Mr John Prior	Supermarine	577	5	1		4					
33	39	Mr Ioannis Chrisinas	Oxford	571	14	5		4					
33	58	Mr Nigel Lyon	Lace Town	511	6	3		4					
33	29	Mr Phil Middleton	Pastures	583	10	1		3					
33	40	Mr Martin Crowe	Braintree	570	7	1		3					
33	54	Mr John Bruce	Kings Lynn	526	2	1		3					
33	56	Mr Ged Goulsbra	Trackside	517	5	1		3					
33	24	Mr Jude Barker-Mill	London	593	12	4		2					
33	30	Mr Wayne Cross	Ruislip	583	5	1		2					
33	37	Mr Gary Ward	Brent Valley	572	8	3		2					
33	38	Mr Allan Hale	Lincoln	572	6	3		2					
33	45	Mr James Carr	New Century	553	5	2		2					
33	46	Mr Paul Brown	Hertford	546	10	3		2					
33	48	Mr Shaun D'Souza	London	545	4	2		2					
33	50	Mr Jack Sobey	Oxford Uni	541	5	1		2					
33	52	Mr Roy Watts	Woking	526	8	0		2					
33	53	Mr David Long	Cambridge	526	3	0		2					
33	59	Mr John Reace	NPA	511	4	0		2					
33	61	Mr Norman Wilcox	Blandy	507	1	1	6	1					
33	63	Mr Enrik Nako	Warwick Uni	484	5	0	6	1					
33	34	Mr Rob Lock	Blandy	576	9	2		0					
33	42	Mr Geoff Evans	Lincoln	565	8	3		0					
33	44	Mr Tom Hall	Warwick Uni	553	11	2		0					
33	47	Mr Chris Trolan	Meriden	546	8	4		0					
33	49	Mr Glyn Ball	Lough Cuan	544	9	4		0					
33	51	Mr Stephen Gibson	NAC	540	10	2		0					
33	55	Mr Simon Bradshaw	Whiteleaf	518	7	1		0					
33	57	Mr Chris Guerin	Warwick Uni	512	4	1		0					
33	60	Mr Gursel Sakanak	Lamorbey	510	3	2	6	0					
33	64	Dr Matthew Bigwood	Cambridge Uni	473	5	2	6	0					
33	67	Mr Paul Adams	Friskney	396	3	1	6	0					
65	62	Mr Simon Axon	Droitwich	486	4	1		4					
65	66	Mr Richard Roberts	Clophill	450	2	1		2					
65	65	Mr Roger Davies	Radnor	455	2	0		0					
65	68	Mr Ian Hanks	Clophill	295	2	0		0					
65	69	Mr Luke Rieman	Warwick Uni {Longbow}	196	3	1		0					

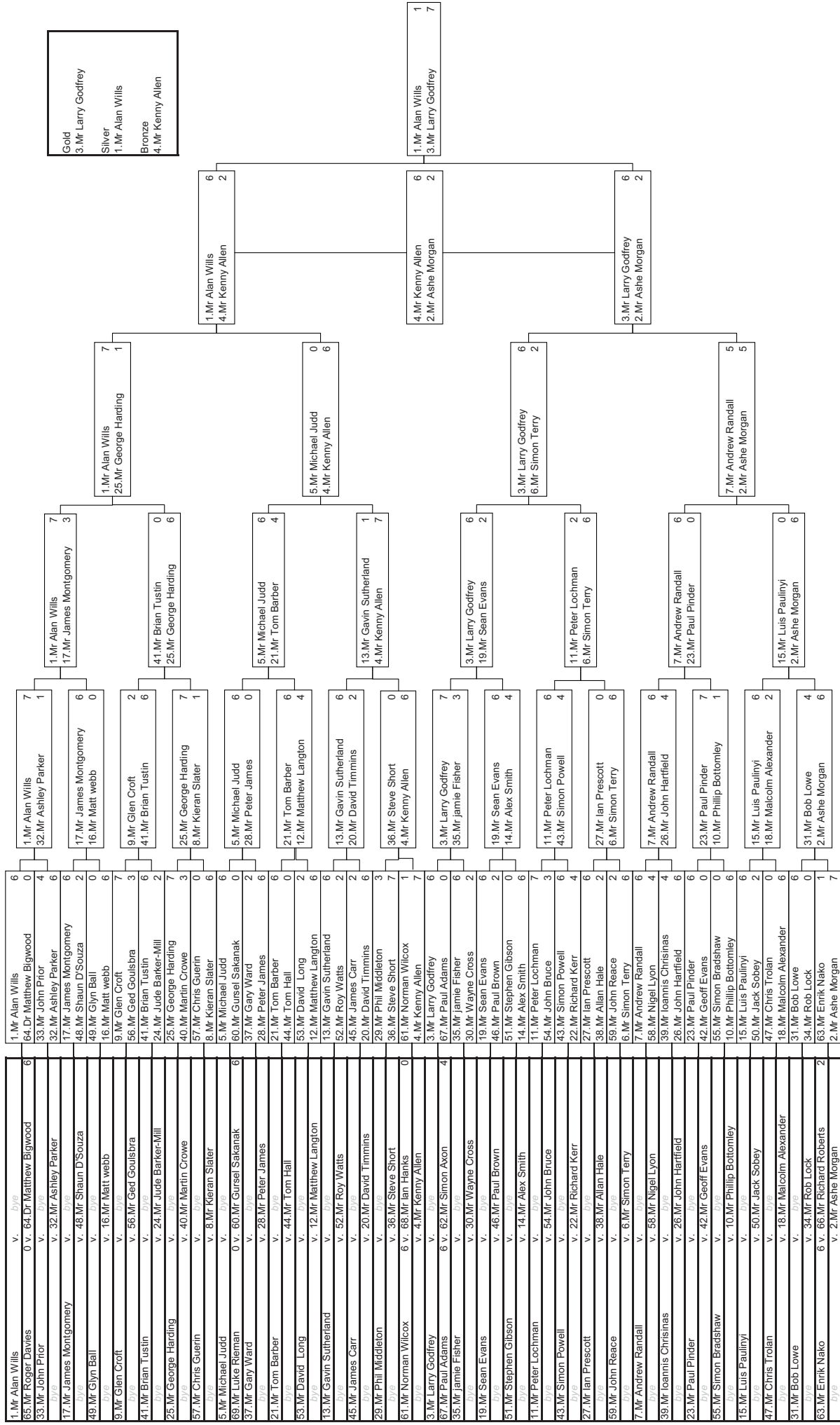
Sun. WC Compound Match round

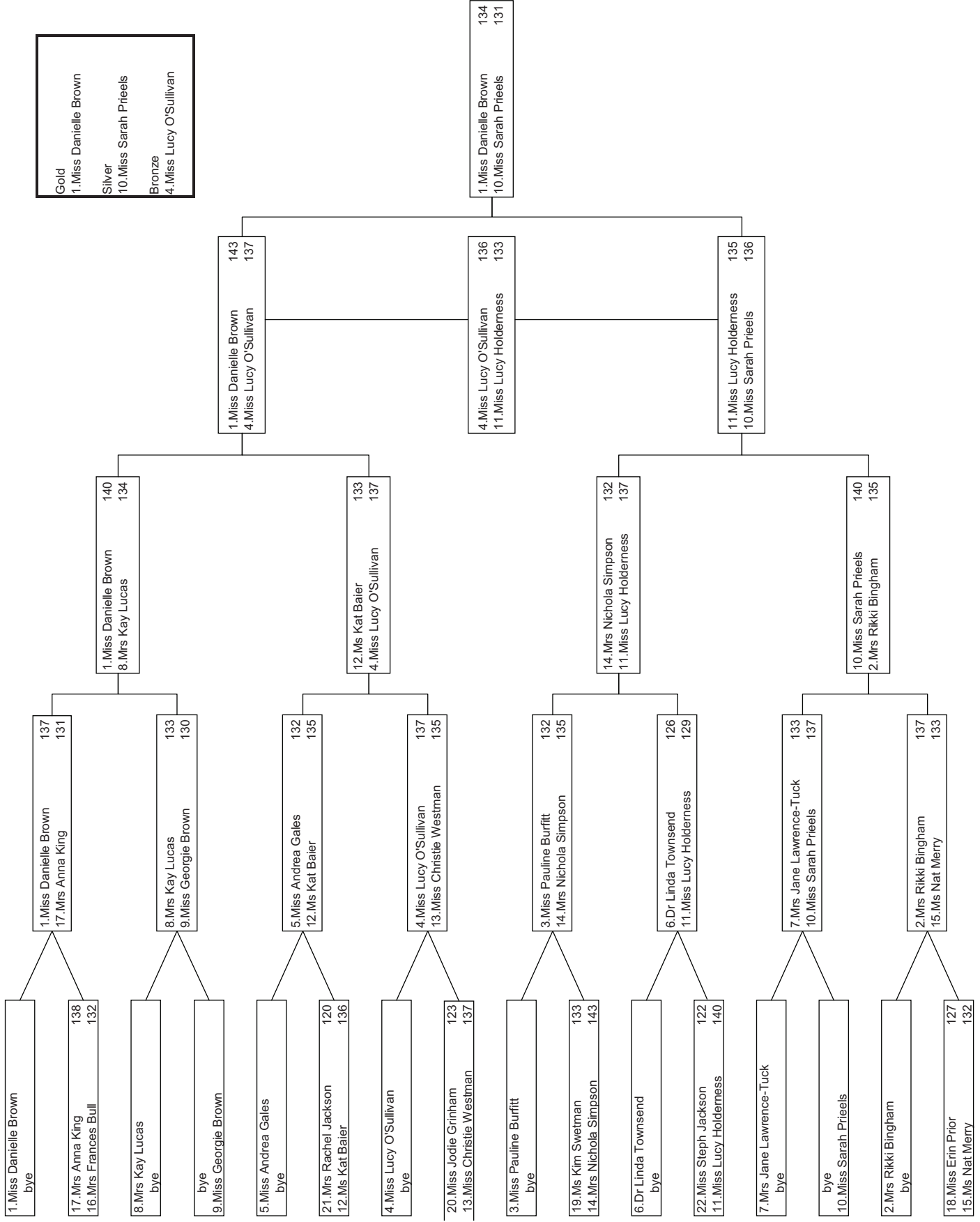
Final Rank	Seed	Women Compound Name	Sunday Club	Compound Match round							
				Qualification	1/16	1/8	Quarter	Semi-Final	FINAL		
				Score	10+x	X					
1	1	Miss Danielle Brown	GNAS	683	37	13		137	140	143	134
2	10	Miss Sarah Prieels	Belgium	653	23	12		137	140	136	131
3	4	Miss Lucy O'Sullivan	Jersey	670	32	11		137	137	137	136
4	11	Miss Lucy Holderness	Clophill	652	26	9	140	129	137	135	133
5	2	Mrs Rikki Bingham	Birstall	673	34	15		137	135		
6	8	Mrs Kay Lucas	Teme	661	28	8		133	134		
7	12	Ms Kat Baier	Oxford	650	27	10	136	135	133		
8	14	Mrs Nichola Simpson	Oxford	649	30	8	143	135	132		
9	13	Miss Christie Westman	Birstall	650	20	4	137	135			
9	7	Mrs Jane Lawrence-Tuck	Spelthorne	663	33	11		133			
9	15	Ms Nat Merry	Oxford	640	25	12	132	133			
9	3	Miss Pauline Burfitt	Chippenham	670	32	12		132			
9	5	Miss Andrea Gales	Woking	669	28	10		132			
9	17	Mrs Anna King	Colchester	634	15	5	138	131			
9	9	Miss Georgie Brown	Meriden	655	25	5		130			
9	6	Dr Linda Townsend	Club AZ	668	27	9		126			
17	19	Ms Kim Swetman	Blandy	624	20	7	133				
17	16	Mrs Frances Bull	Targetcraft	639	18	4	132				
17	18	Miss Erin Prior	Supermarine	627	15	5	127				
17	20	Miss Jodie Grinham	Crawley	620	19	4	123				
17	22	Miss Steph Jackson	Fakenham	600	10	3	122				
17	21	Mrs Rachel Jackson	Fakenham	601	13	6	120				

Sun. MC Compound Match round

Men Compound			Sunday	Compound Match round								
Final Rank	Seed	Name	Club	Qualification	1/32	1/16	1/8	Quarter	Semi-Final	FINAL		
				Score	10+x	X						
1	4	Mr Michael Cauwe	Belgium	690	44	10		144	144	143	144	142
2	14	Mr Matt Arnold	Cleve	681	39	12		144	138	142	145	141
3	17	Mr Andrew Jackson	Fakenham	676	33	11		144	137	139	141	140
4	2	Mr Duncan Busby	Blackthorn	697	57	15		138	138	142	139	138
5	5	Mr James Bingham	Birstall	690	43	20		138	132	139		
6	6	Mr Liam Grimwood	Blackthorne	688	45	15		141	141	137		
7	10	Mr Andy Rikunenko	RcoA	684	41	15		141	144	137		
8	9	Mr Chris Fowler	Bournemouth	685	44	16		141	145	130		
9	8	Mr Jake Bunce	Cleve	686	41	15		142	142			
9	7	Mr Sean Teasdale	New Zealand	687	43	16		144	140			
9	3	Mr Chris White	Rugby	692	49	17		139	137			
9	15	Mr Richard Hennahane	Bruntwood	679	39	12		140	135			
9	1	Mr Adam Ravenscroft	Bowflights	698	51	16		144	133			
9	12	Mr Paul Anthony	Jolly	683	38	10		143	132			
9	20	Mr Thomas Hutchins	Burleigh	663	20	11		137	132			
9	22	Mr John Bull	Targetcraft	659	26	12		145	123			
17	11	Mr James Mason	Wellingborough	683	41	11		143				
17	23	Mr Paul Blamire	Wellingborough	656	25	8		138				
17	18	Mr Mark Rudd	Devizes	665	33	10		137				
17	21	Mr Chris Horan		660	30	11		137				
17	13	Mr Tim Nash		682	38	16		136				
17	35	Mr Harry Tipping	crawley	633	18	3	139	136				
17	29	Mr Jon Nott	Saints and sinners	642	21	8	136	135				
17	16	Mr Jonas Serna	Euston	677	36	18		134				
17	31	Mr Stefan Erasmus	Fox	641	21	3	131	132				
17	28	Mr Paul Hagan	Pastures	642	24	7 f		131				
17	32	Mr Chris Price	DAS	636	22	4	132	131				
17	19	Mr Carl Richards	Meriden	663	25	10		130				
17	24	Mr Christopher Mott	woking	653	23	4		127				
17	25	Mr Chris Earp	RLSAS	647	24	5		126				
17	26	Mr Steve Haynes	Jolly	646	24	7	135	125				
17	27	Mr Tony Fletcher	Bowmwen of the Peak	643	22	7	129	125				
33	30	Dr Dave Martel	Malvern Archers	641	23	12	135					
33	36	Mr Gary Bellamy	Green Dragon	617	20	7	124					
33	34	Mr Shaun Thomas	Aequus	636	19	5	122					
33	33	Mr David Fall	Mayflower	636	22	4	119					
33	38	Mr Paul Crane	Clophill	546	4	3	116					
33	39	Mr Khalad Murad		521	8	3	109					
	37	Mr James King	Colchester	551	31	12 f						







Sun. MC tree

